


AST4401 AST4402 AST4403

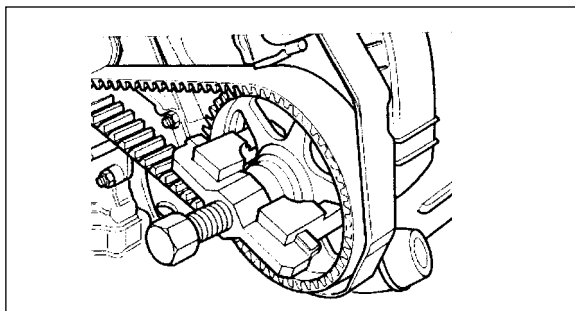
Petrol Engine V6 Setting/Locking Tools



AST4402

AST4401 Crankshaft TDC Locking Pin
AST4402 Camshaft Setting Plate
AST4403 Camshaft Setting Plate

IMPORTANT: Always refer to the vehicle manufacturer's service instructions, or proprietary manual, to establish the current procedures and data. Product Information Sets detail applications and use of the tools with any general instructions provided as a guide only.



AST4848 Camshaft Sprocket Remover - Associated Tool

Applications:

V W GROUP V6 Petrol engines in

AST4401 + AST4402

AUDI

80	100	A4
A6	A8	Coupe
Cabriolet		

ABC, AAH 2.6 / 2.8 engines

AST4401 + AST4403

AUDI

A4/S4/RS4	A6	Allroad
A8		

SKODA

Superb

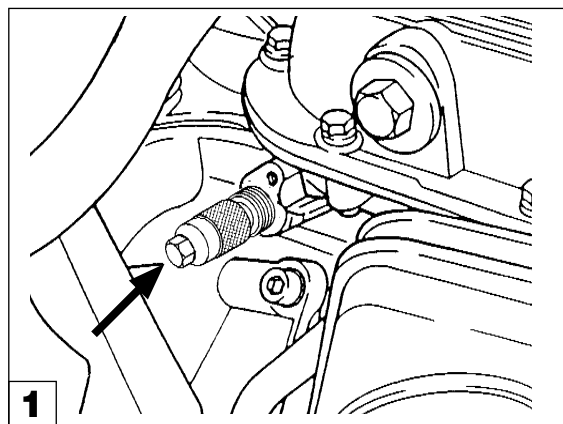
VOLKSWAGEN

Passat

ACK, AEJ, AGA, AGB, AGE, AHA, AJG, ALF, ALG, AGB, AJK, ALW, AML, AMM, AMX, APC, APR, APS, APZ, AQD, ARE, ARJ, ARN, ASJ, ASM, ATQ, ATX, AZA, AZB, AZR, BBG, BDV, BES
2.4 / 2.7 / 2.8 V6 engines

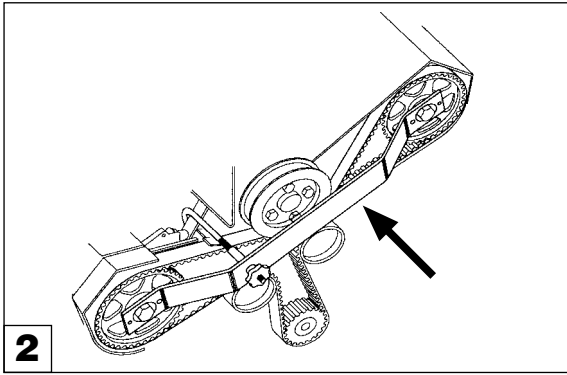
Additional AST Tools required:

AST4741 Front Panel Support Guide Set (Service Position)
AST4848 Camshaft Sprocket Remover Kit



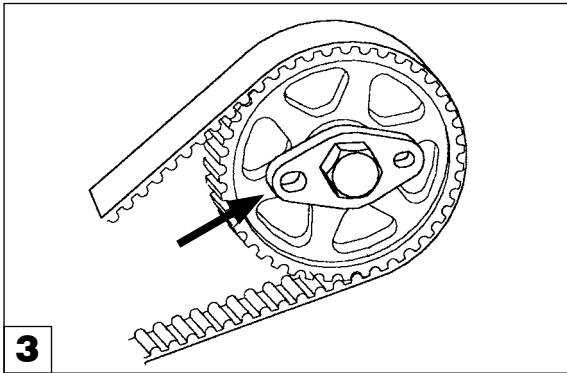
AST4401 Crankshaft TDC Locking Pin

All Audi/V W V6 petrol engines detailed above, use AST4401 Crankshaft Locking Pin to retain crankshaft TDC position, entering via a threaded hole in the crankcase and into a TDC location hole in the crankshaft web.



AST4402 Camshaft Setting Plate

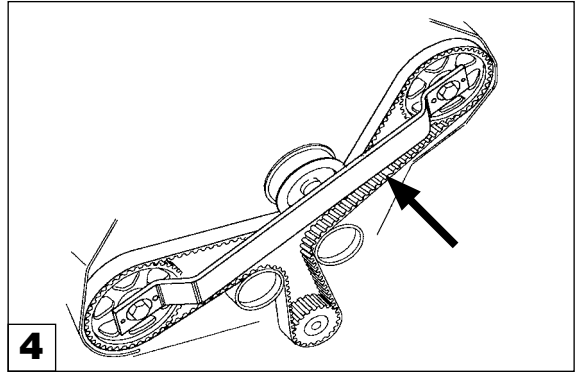
The camshafts are 'held' in their timed position by AST4402 Setting Plate which locates onto the camshaft fixing plates on the front of each camshaft - see Applications for details of which engines use AST4402 Plate.



The larger holes of the camshaft sprocket fixing plates should be facing in towards each other.

The timing belt renewal procedure requires the cam sprockets to be released on their tapers, but not removed, and allowed to turn freely, but not tilt.

These engines have a belt tensioning roller which must be released and re-applied to specified torque of 4Nm. Manufacturer's belt tensioning procedure must be adhered to.



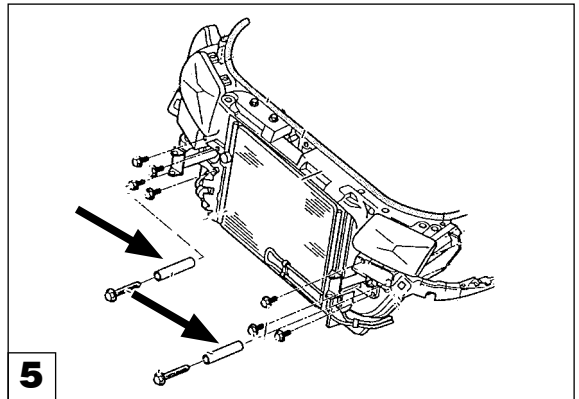
AST4403 Camshaft Setting Plate

Identical in use to the AST4402, the AST4403 Setting Plate retains camshaft timing position via location onto the cam sprocket fixing plates. - see Applications for details of which engines use AST4403 Plate.

Additional AST tools required

AST4741 Front Panel Support Guide Set (see below)

AST4848 Camshaft Sprocket Remover Kit (see page 1)



AST4741 Front Panel Support Guide Set (Service Position)

Comprises

AST4441 Guides (Pair)

AST4742 Guides (Pair)

AST4743 Guides (Pair)

Audi A4 and A6 models and VW Passat and Skoda Superb require the front panel of the vehicle to be released and moved forward to provide access to the engine, for timing belt replacement (Service Position).

Remove the front panel bolts, fit AST4441 Support Guides (-01 models) or AST4742 (01- models) and slide the panel forward.

NOTE: Remember to re-fit the upper bolts to hold panel in position.

More AST Timing Kits for V W Group

Engine Setting/Locking Tool Kit 1.6-2.0

Petrol & 1.3-1.9 Diesel – see **AST4740**

Engine Setting/Locking Tool Kit V6 2.5TDi – see **AST4450**

Engine Setting/Locking Tool Kit

Pumpe Duse diesels – see **AST4840**

Engine Setting/Locking Tool Kit

1.4/1.6 FSi (Chain) – see **AST4845**

Engine Setting/Locking Tool Kit – 3.0 V6 – see **AST4940**